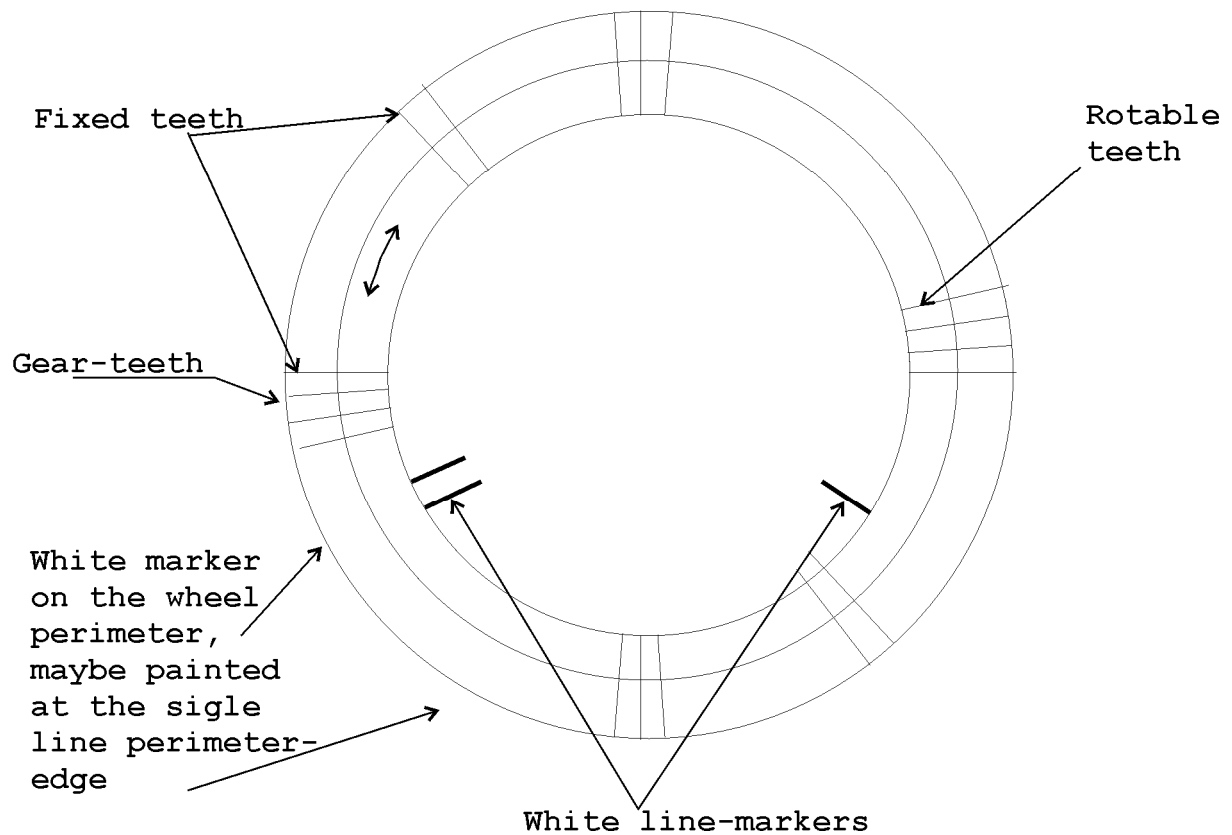


Koeln E52

Recently some one asked me, after he had dismantled his Köln receiver following my instructions, how he could re-assemble it again?

The point is, to align both tuning-capacitor-wheels with the central gear wheel which is directly linked onto the tuning capacitor of the local oscillator (fixed with the tuning module).

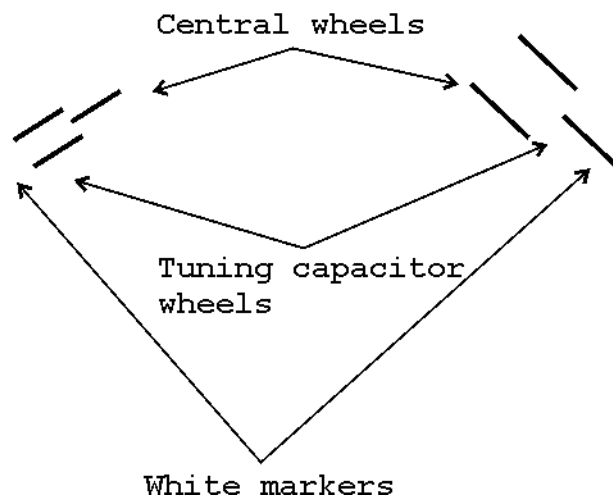
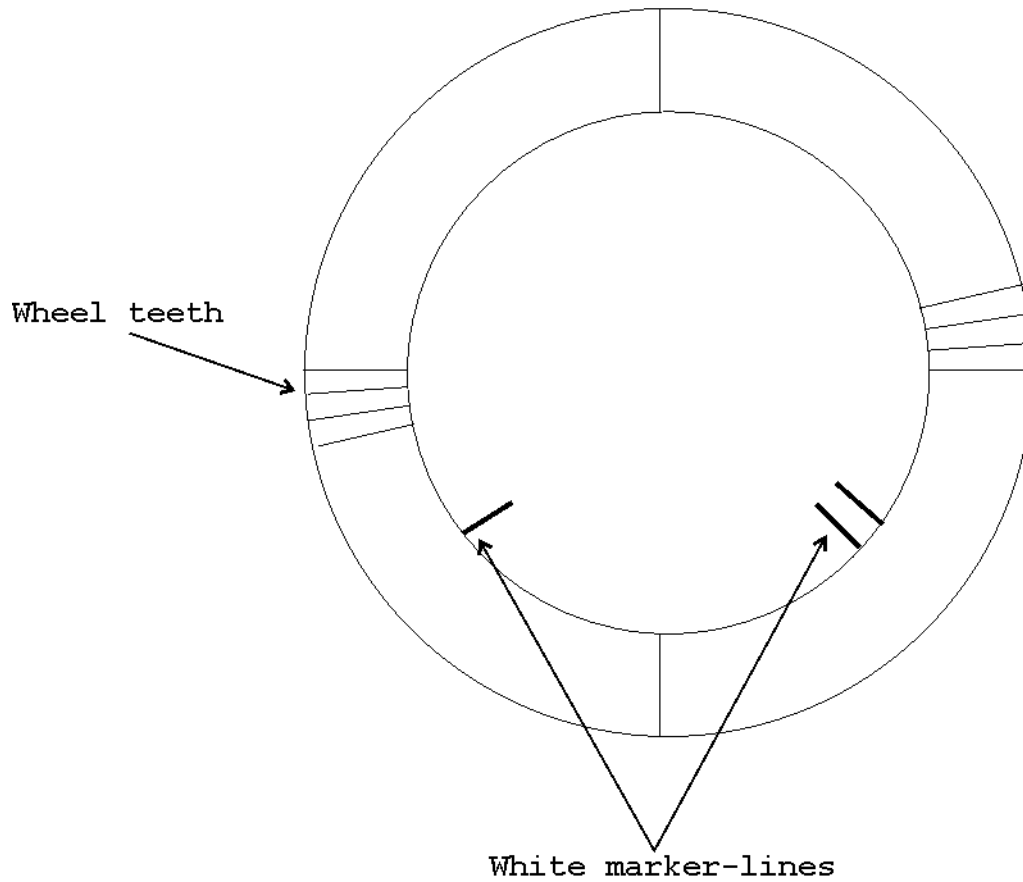
Tuning capacitor gear wheels



Please notice, that these white line markers may have been inter-changed!

When you look closer to the tuning capacitor wheels, it can be seen that the central wheel-teeth can be rotated against a certain a spring load. The white line markers will also move against the fixed wheel-teeth. On the perimeter edge of the fixed wheel there has to be also white markers. Maybe, only painted opposite one of white-line-markers. Rotate now the spring-loaded teeth such that a white line-marker corresponds with one another. Fix this wheel, by putting something in between the teeth. Repeat this procedure also for the other capacitor wheel.

Central gear-wheel



The trick is now, that the white markers should be aligned in a way as is shown in the lower drawing section.

Be always aware that that in the meantime the capacitor wheels is adjusted correctly still. When the tuning module is correctly mounted in the Köln chassis, it can easily be checked if your alignment is correct. Pull otherwise the tuning module a few mm outwards and try it again. Good luck! I have managed it myself for > 40 times!